


CERAMIC SURFACE-MOUNT • 21.4MHz and 45MHz FUNDAMENTAL
MONOLITHIC CRYSTAL FILTERS
ASCF21U and ASCF45U



7.2 x 5.2 x 1.5 mm

FEATURES:

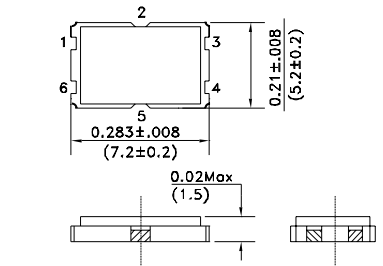
- Surface-mount ceramic package.
- Excellent attenuation bandwidth.
- Reflow capable.
- Low height.(1.5mm max.)

APPLICATIONS:

- Mobile communication systems.
- Cellular and cordless phones.
- Pagers.
- Radios.

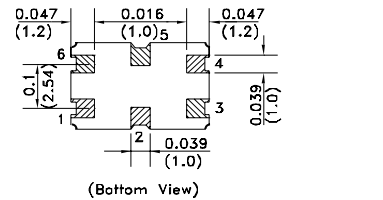
STANDARD SPECIFICATIONS

ABRACON PART NO.	POLE	PASSBAND		STOPBAND		RIPPLE dB	LOSS dB	TERMINATING IMPEDANCE (Ω // pF)
		dB	kHz	dB	kHz			
ASCF21U8	2	3	±3.75	20	±18.0	1.0	2.0	(850 // 5.0)
ASCF21U15	2	3	±7.50	18	±25.0	1.0	2.0	(1500 // 1.0)
ASCF21U20	2	3	±10.0	10	±30.0	1.0	2.0	(1800 // 1.0)
ASCF21U30	2	3	±15.0	15	±45.0	1.0	2.0	(2000 // 1.5)

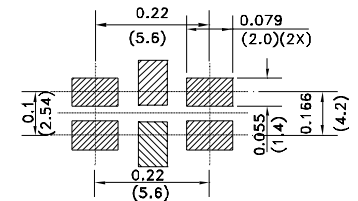


STANDARD SPECIFICATIONS

ABRACON PART NO.	POLE	PASSBAND		STOPBAND		RIPPLE dB	LOSS dB	TERMINATING IMPEDANCE (Ω // pF)
		dB	kHz	dB	kHz			
ASCF45U8	2	3	±3.75	20	±25.0	1.0	2.5	(650 // 3.5)
ASCF45U12	2	3	±6.00	15	±20.0	1.0	2.5	(650 // 5.0)
ASCF45U15	2	3	±7.50	15	±25.0	1.0	2.5	(650 // 3.5)
ASCF45U30	2	3	±15.0	15	±60.0	1.0	2.5	(1200 // -3.0)



Recommended Land Pattern

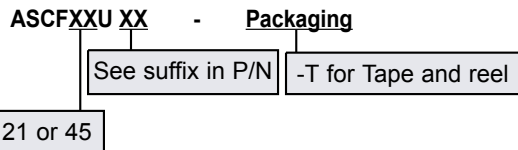


Dimensions: Inches (mm)

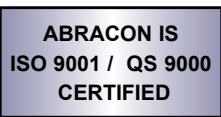
Operating Temperature: -20°C to + 70°C.
 Environmental and mechanical specifications, see appendix C. Group 2.
 Applications notes, see appendix A.
 Tape and reel, see appendix H.
 Marking, see appendix G.
 Recommended handling, see appendix F.

We Manufacture to your Custom Specifications. Please Call for Details.

ORDERING OPTIONS



PIN	FUNCTION
1	IN
2	GND
3	GND
4	OUT
5	GND
6	GND



NOTE: Left blank if standard • All specifications and markings subject to change without notice

29 Journey • Aliso Viejo, CA 92656 • USA
 (949) 448-7070 • Fax: (949) 448-8484

E-MAIL: abinfo@abracon.com • INTERNET ADDRESS: www.abracon.com

