


# MULTI-LAYER DIELECTRIC FILTER



2.5 x 2.0 x 1.2mm

ADFC22 Series

\*RoHS COMPLIANT

## STANDARD SPECIFICATIONS:

ADFC22-1906.50 - A			
CHARACTERISTICS	UNIT	TYP.	TOL.
Center Frequency Fc	MHz	1906.50	*+/-5.0
Bandwidth	MHz	+/-13.5	*+/-5.0
Insertion Loss	dB	≤1.5	*+/-0.5
Ripple	dB	≤1.0	≤0.5
V.S.W.R.	BW	≤2.0	*+/-0.2
Relative Attenuation			
1660 ~ 1680 MHz	dB	≥15	*+/-2.0
2130 ~ 2150 MHz	dB	≥10	*+/-2.0
@ 3814 MHz	dB	≥23	*+/-2.0

\*Post Environmental Tolerance

ADFC22-2450.00 - D			
CHARACTERISTICS	UNIT	TYP.	TOL.
Center Frequency Fc	MHz	2450.00	*+/-5.0
Bandwidth	MHz	+/-50.0	*+/-5.0
Insertion Loss	dB	≤1.2	*+/-0.5
Ripple	dB	≤0.6	*≤0.5
V.S.W.R.	BW	≤2.0	*+/-0.2
Relative Attenuation			
1710 ~ 1785 MHz	dB	≥30	*+/-2.0
1850 ~ 1910 MHz	dB	≥35	*+/-2.0
4800 ~ 5000 MHz	dB	≥25	*+/-2.0

\*Post Environmental Tolerance

ADFC22-1906.5 - B			
CHARACTERISTICS	UNIT	TYP.	TOL.
Center Frequency Fc	MHz	1906.50	*+/-2.0
Bandwidth	MHz	+/-13.5	*+/-5.0
Insertion Loss	dB	≤2.5	*+/-0.5
Ripple	dB	≤0.5	*≤0.5
V.S.W.R.	BW	≤2.0	*+/-0.2
Relative Attenuation			
1420 ~ 1430 MHz	dB	≥40	*+/-2.0
1650 ~ 1660 MHz	dB	≥40	*+/-2.0
@ 2139 MHz	dB	≥15	*+/-2.0
3786 ~ 3840 MHz	dB	≥25	*+/-2.0

\*Post Environmental Tolerance


ADFC22-2450.00 - E			
CHARACTERISTICS	UNIT	TYP.	TOL.
Center Frequency Fc	MHz	2450.00	*+/-5.0
Bandwidth	MHz	+/-50.0	*+/-5.0
Insertion Loss	dB	≤1.7	*+/-0.5
Ripple	dB	≤1.0	*≤0.5
V.S.W.R.	BW	≤2.0	*+/-0.2
Relative Attenuation			
@ 1750 MHz	dB	≥27	*+/-2.0
@ 2100 MHz	dB	≥25	*+/-2.0
@ 4900 MHz	dB	≥30	*+/-2.0

\*Post Environmental Tolerance

ADFC22-1906.50 - C			
CHARACTERISTICS	UNIT	TYP.	TOL.
Center Frequency Fc	MHz	1906.50	*+/-5.0
Bandwidth	MHz	+/-13.5	*+/-5.0
Insertion Loss	dB	≤3.0	*+/-0.5
Ripple	dB	≤1.0	*≤0.5
V.S.W.R.	BW	≤2.0	*+/-0.2
Relative Attenuation			
1420 ~ 1430 MHz	dB	≥40	*+/-2.0
1650 ~ 1660 MHz	dB	≥30	*+/-2.0
@ 2120 MHz	dB	≥20	*+/-2.0

\*Post Environmental Tolerance

# MULTI-LAYER DIELECTRIC FILTER



2.5 x 2.0 x 1.2mm

ADFC22 Series

\*RoHS COMPLIANT

## STANDARD SPECIFICATIONS (CONT'D):

ADFC22-2450.00 - F			
CHARACTERISTICS	UNIT	TYP.	TOL.
Center Frequency Fc	MHz	2450.00	*+/-5.0
Bandwidth	MHz	+/-50.0	*+/-5.0
Insertion Loss	dB	≤2.7	*+/-0.5
Ripple	dB	≤1.0	*≤0.5
V.S.W.R.	BW	≤2.0	*+/-0.2
Relative Attenuation			
880 ~ 915 MHz	dB	≥45	*+/-2.0
1710 ~ 1950 MHz	dB	≥40	*+/-2.0
@ 2100 MHz	dB	≥35	*+/-2.0
4800 ~ 5000 MHz	dB	≥28	*+/-2.0
7200 ~ 7500 MHz	dB	≥30	*+/-2.0

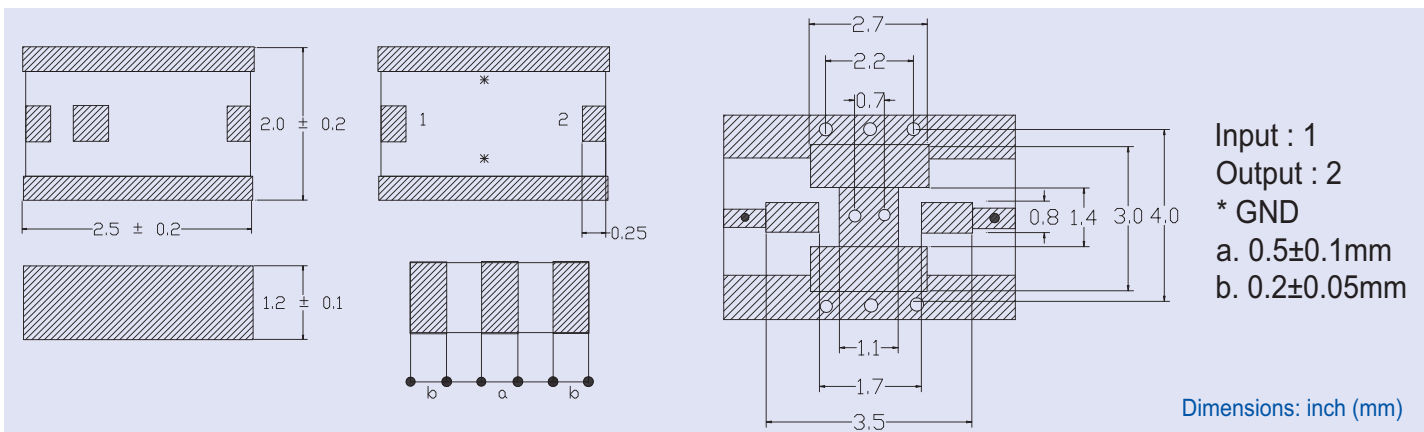
\*Post Environmental Tolerance

ADFC22-5787.50 - G			
CHARACTERISTICS	UNIT	TYP.	TOL.
Center Frequency Fc	MHz	5787.50	*+/-5.0
Bandwidth	MHz	+/-62.5	*+/-5.0
Insertion Loss	dB	≤2.3	*+/-0.5
Ripple	dB	≤1.0	*≤0.5
V.S.W.R.	BW	≤2.0	*+/-0.2
Relative Attenuation			
902 ~ 928 MHz	dB	≥50	*+/-3.0
3919 ~ 4044 MHz	dB	≥34	*+/-3.0
4822 ~ 4947 MHz	dB	≥30	*+/-3.0

\*Post Environmental Tolerance

Operating Temperature	-40°C to +85°C
Storage Temperature	-40°C to +85°C
Impedance @ Input/Output	50Ω
Input Power	1.0W
Reliability (MTBF)	1x10 <sup>-6</sup> /pc.hr

## OUTLINE DRAWING:



## PACKAGING: -T= Tape and Reel (1,000pcs/reel)